


The Educator's Guide to Marine Debris

Southeast and Gulf of Mexico

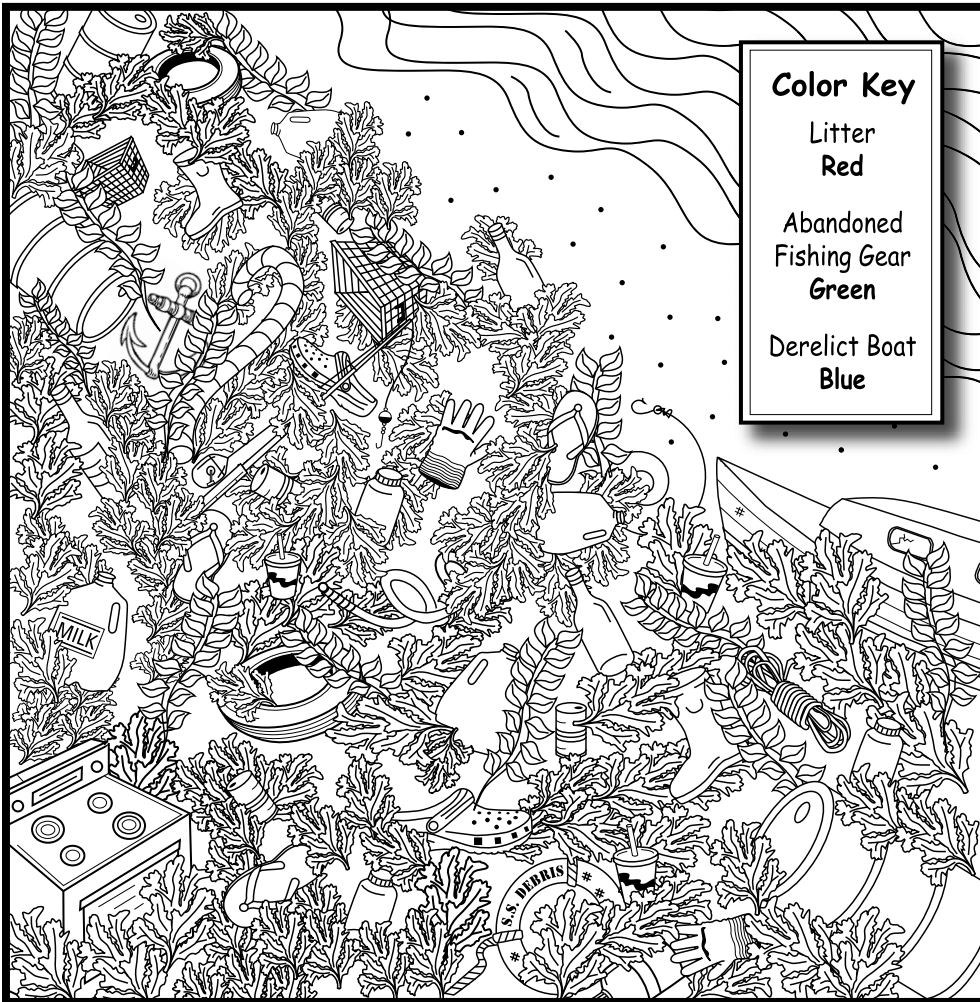




Activity | WHAT'S ON THE BEACH TODAY?

Marine debris washes up with the tides, along with shells and seaweed. There are three groups of marine debris:

- (1) **derelict** boats, broken docks and other structures that end up in the waterways;
- (2) commercial and recreational fishing gear, such as nets, crab traps, and fishing line; and,
- (3) litter, which is defined as waste disposed of in the wrong place.



PURPOSE

To sort marine debris into the three major groups

OBJECTIVE

The students will:

- ▶ Categorize the type of marine debris
- ▶ Identify the possible source(s) of the marine debris items

MATERIALS

- ▶ Copy the illustration for each student
- ▶ Crayons or colored pencils

PROCEDURE

1. Distribute copies to each student or group
2. Students locate and color the types of marine debris as follows:
Litter – RED
Abandoned fishing gear – GREEN
Derelict boat – BLUE
3. Make a table of items under material type: glass, wood, metal, plastic, paper, rubber, and other materials.
4. Students discuss the source for each of the items.

OBSERVATIONS

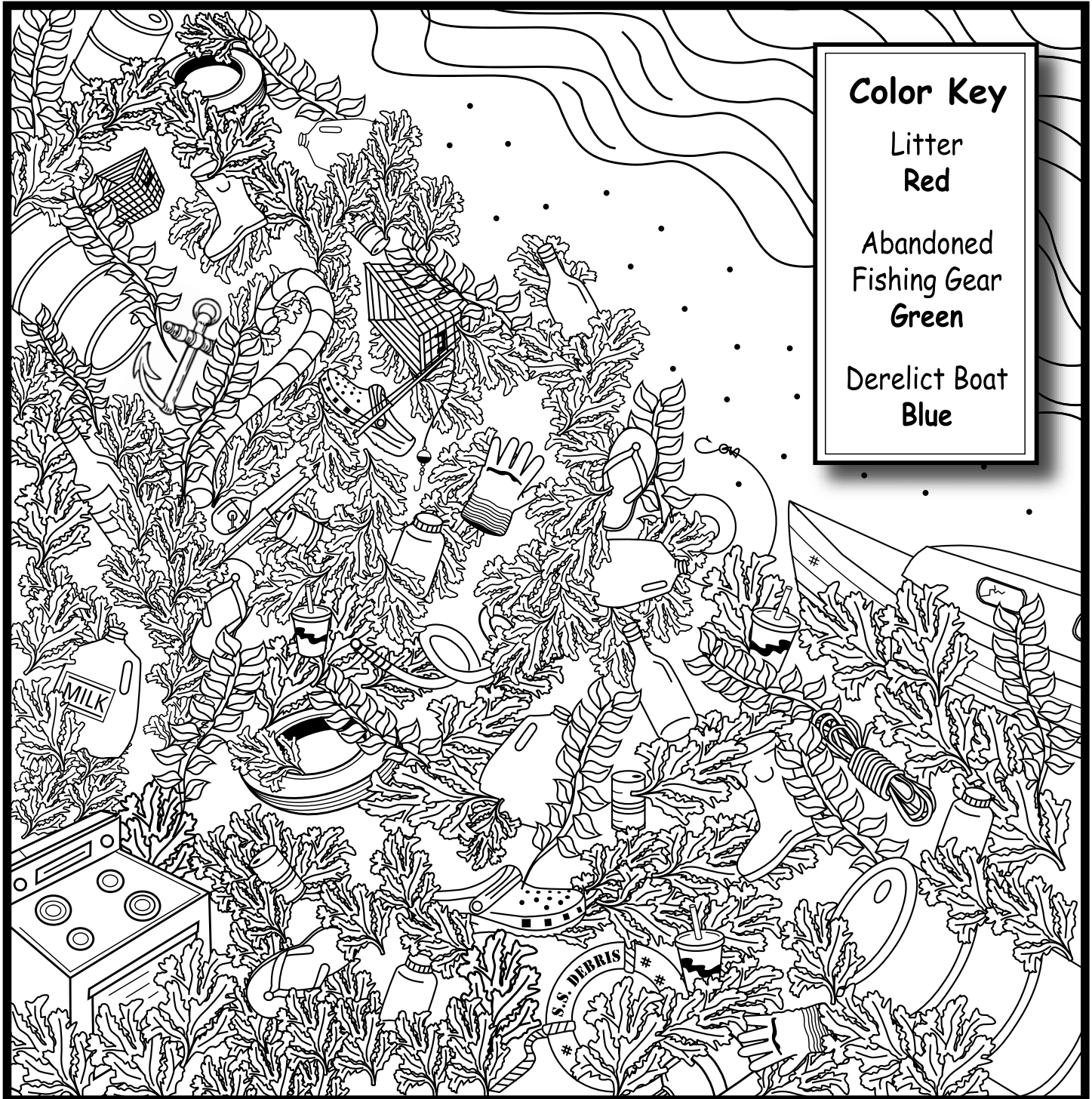
1. What was the most common source for the marine debris that you found?
2. How do you think these items arrived on the beach?

Source: Modified from the following sources: Ripples, North Carolina Big Sweep; and "Turning the Tide on Trash," Special Issue, *Post and Courier* (Charleston, S.C.), August 29, 2007.



What's On the Beach Today?

Student Worksheet



Color Key

Litter
Red

Abandoned
Fishing Gear
Green

Derelict Boat
Blue